

LUMeLEX® 2045 SERIES 120/277V • LED



Remote phosphor technology produces high quality, high output light with a consistent, even field for the most demanding applications of museum and retail accent lighting.

- Designed for the Xicato™ XLM Artist LED module up to 21 Watts
- Exceeds ANSI specifications by maintaining extremely tight color consistency over the life of the module (within 2 MacAdam Ellipses)
- Tested to LM79 and LM80 Protocols
- 50,000 hour life to 70% lumen output, L70 at 95°F max ambient
- Hidden integral electronic driver
- Specular asymmetric reflector included
- Color Rendering Index (CRI) of 97 (high)
- No UV or IR emissions; no mercury or lead
- On/off safety switch (on most mounting types)
- Available with LSI standard mounting options
- Dimmable with trailing edge electronic low voltage dimmers
- Sturdy aluminum housing
- Vertical and horizontal allen key wrench locking
- Finishes: LSI Black, White, Silver and Graphite
- Fixture weight: 3.5 lbs

MOUNTING OPTIONS

Please review the **ORDERING INFORMATION** section on the next page on how to specify the following:

- Lumens/CRI/Wattage
- Color Temperature

LX2045-XX-00

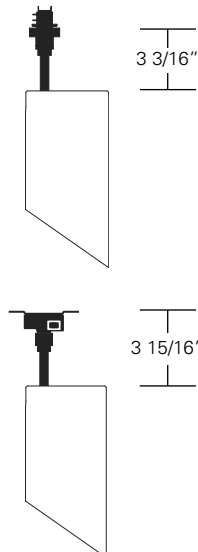
Lexan fitting for 1 and 2 circuit LSI track. With On/Off switch.

LX2045-XX-BUS

Lexan fitting for 1 and 2 circuit LSI Busway. With On/Off switch.

LX2045-XX-2G

Universal fitting for Unistrut Systems and any screw or bolt-up applications. With switch, 6-foot 3-wire grounding cord and NEMA 5-15P plug.



LX2045-XX-3G

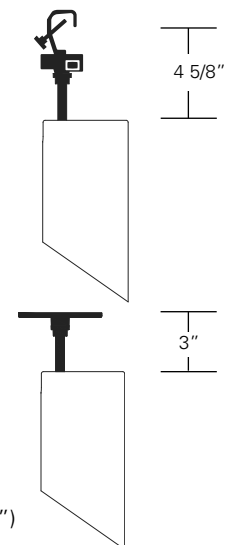
C-clamp for pipes from 5/8" to 2" O.D. With switch, 6-foot 3-wire grounding cord and NEMA 5-15P plug.

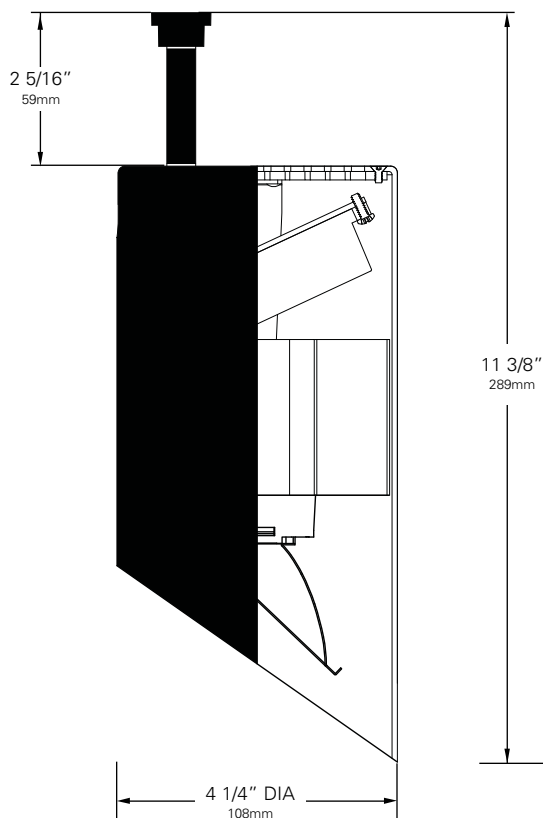
LX2045-XX-5A

Canopy for permanent mounting on standard 4" octagonal outlet boxes.

Other Options (Consult Factory):

- Custom Stems, specify length (4" - 48")
- Custom color, RAL palette
- Security/Worklite Fixture, add suffix **—EF00** (track) and **—EFBUS** (Busway) mounting option only.





ORDERING INFORMATION

1. If a 277V unit is required, add **V** before the unit number.
 2. Designate the letter code for
Lumens/CRI/Wattage
(A) 1100/97/21
 3. Designate the numeric code for
Color Temperature (+/- 50K)
(3) for 3000K
 4. Select your **Mounting Option**
 5. Choose other fixture Options (add suffix):
 - For Coiled Cord, add **CC**. Coiled Cord is 18/3 105°C, 18" retracted, 6 foot extended. White fixtures are supplied with white cord, all other finishes are supplied with black cord. Available only with **2G** and **3G** mounting options. (When a coiled cord is not specified, a straight cord is provided.)
 6. Choose a **Finish** for your fixture:
Black (**B**) White (**W**) Silver (**S**) Graphite (**G**)
- Example: **V** **LX2045** - **A** **3** - **00** **CC** **B**
277VOLT FIXTURE LUMENS CCT FITTING Coiled Cord FINISH
- Blue fields are optional. Leave blank if not required.

DRIVER TYPE (Electronic)

700 mA Dimmable Driver Compatible with Low Voltage Electronic Dimmers.
See Dimming application sheet.

LED letter code:	A
Input Power (A) - 120V	0.2
Input Power (A) - 277V	0.1
Wattage	21

[Click for detailed photometrics](#)

2045